




Empower Your Tractor, Zero-Turn Mower,
UTV or Stand-On Loader

Quick Attach Frames, Grapples, Rakes & Attachments
Modular ROPS-Mount & Bed-Mount Tool Rack System

3000 lbs. Skid Steer Quick Attach Fork Frame



Compatible with John Deere, Skid Steer Quick Attach Loaders (Kubota, Mahindra & Yanmar) or Mini Track Loaders (Bobcat, DitchWitch, Toro, etc.)



2.

3000 lbs. Mini Skid Steer Quick Attach Frame

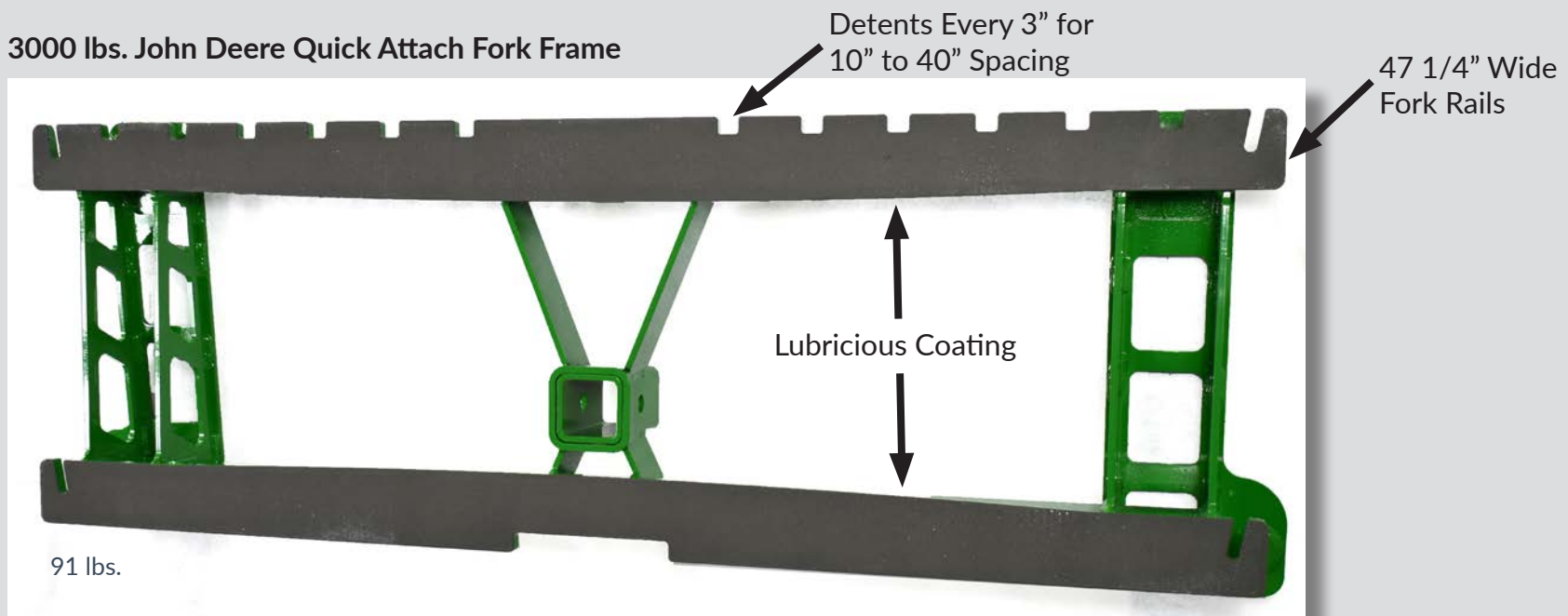
103 lbs.

QUICK ATTACH FRAMES

- Modular design for maximum versatility
- Strong yet lightweight with trussed frame members
- MIG welded construction
- Best strength-to-weight ratio of any pallet fork frames on the market
- Slick, lubricious coating for effortless attachment mounting/adjusting
- Class II receiver built into 3000 lbs. fork frames
- 3" adjustable fork spacing from 10" to 40" width
- Chain slots in all four corners to secure loads




3000 lbs. John Deere Quick Attach Fork Frame



DETACHABLE - BACKREST/ BRUSH GUARD

Helps support brush limbs so it won't slip backward. Designed to maximize visibility of load. Rises 29" (.75 m) above the forks. 500 lbs. (227 kg) load directly against the top edge.



73 lbs.



2300 lbs. John Deere Quick Attach Fork Frame

Customize your Artillian Pallet Fork Frames with combinations of Original Artillian grapples and rakes or Iron Fist Artillian grapples and rakes.

Sections slide easily on and off the Artillian frame.


Artillian attachments feature the best strength to weight ratio of any system on the market.

Patent Pending Variable Grip Technology enables the Artillian Grapple to grasp payloads with a tight fist-like function.

IRON FIST GRAPPLE & RAKE


Iron Fist Grapple 120 lbs./unit

Iron Fist Rake 45 lbs./unit



Fully Opens to 51"

Less than 6" Fully Closed



IRON FIST GRAPPLE

ORIGINAL GRAPPLE & RAKE

Original Grapple 90 lbs./unit

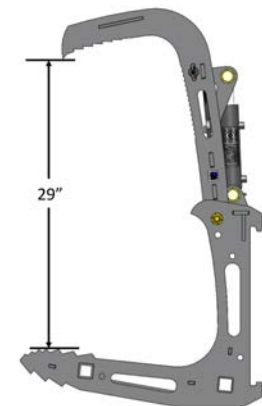
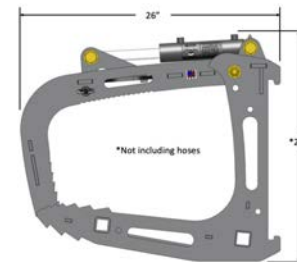
Original Rake 40 lbs./unit



The Artillian Grapple Systems mount on Artillian Quick Attach Frames. Mix & match sections to best accomplish your tasks.

Rake sections can be used for widening the grapple bed or by themselves as a ground rake, digging tool, rock bucket, brush hauler or excavator/tiller. Rakes feature serrated tips to loosen surface debris and undergrowth.

visit
artillian.com



DEBRIS GUARD



High-strength steel back plates for grapples and rakes. Prevents loose branches or other material from falling through the pallet frame.

Fits Original and Iron Fist Grapples

GRAPPLE FANGS



Bolt-on grapple fangs "bite" into branches or logs to secure loads and prevents objects from rotating. Sold in pairs.

Fits Original and Iron Fist Grapples

ROCK BUCKET SIDES



End plates for grapple or rakes. Made from ultra-high strength steel and built with hangers to attach to sides of grapple or rakes. Sold in pairs.

Fits Original Grapple

CASCADE & BOLZOINI FORK TINES

Hammer-forged ITC class II fixed fork tines. Strong yet lightweight.

▶ ▶ Plated Locking Pins


Patented modular design optimizes payload lifting capacity. Select the forks for your application to optimize lifting capacity. Tines are available in full and standard taper styles.

Available in 3 lengths: 36", 42" & 48"* & 2 widths*

*Cascade Only

▶ 3" Wide Fork Tines
Best for Sub-Compact Tractors

▶ 4" Wide Fork Tines
Best for Compact Tractors



36" tines 112 lbs./pair
42" tines 120 lbs./pair
48" tines 180 lbs./pair



Locking pins and lubricious frame coating let you easily adjust fork on the frame. Adjust from 10" to 40". Lift the pin and slide to the desired location. Artillian frames have notches every 3".

6.

Which length fork tines should I choose?
Visit Artillian.com for our advice on the best fork for you.

HYDRAULIC DIVERTER KITS



John Deere | Kubota | Mahindra | Massey Ferguson

Add a third hydraulic circuit to select loaders to operate grapples, plow adapters or other hydraulic loader attachments.



Artillian hydraulic hoses ship fully assembled, ready to install. Long-life wire harnesses with fuses and environmentally sealed automotive style connectors.

HYDRAULIC SPLITTER MANIFOLD DOUBLE & TRIPLE PORTS



FOR USE WITH TWO OR THREE GRAPPLES

Both Double and Triple configurations of the Artillian Grapple requires this manifold to split the hydraulic fluid to each cylinder.

If you already have one of our Diverter Kits installed, you can perform the changeover yourself with minimal tools required.

The third function operates from a button on the loader joystick that diverts hydraulic flow to a manifold at the front of the loader. Release the button and return to normal dump/curl functions.

Made in the USA

ROPS & UTV BED MOUNTED ACCESSORIES



ROPS-Mount Tool Bar, 42", 54", & 68"

Attach accessories to your 2-Post tractor ROPS. with simple, yet elegant mounting brackets that provide near limitless adjustability, accommodating nearly any ROPS angle in either direction.



8.



Wall-Mount Tool Bar, 42", 54", & 68"

Mount onto a flat wall in a garage, workshop, enclosed trailer, or other fixed location for storage of the ROPS Mounted Tool Bar Accessories.



Bed-Mount Tool Rack - Polaris, Gravelly

The tool "racks" mount to the vehicle bed using metal brackets embedded within the frame, with two Bars on each side of the bed and additional storage structure over the bed.



Bed-Mount Tool Rack - Kubota, Kawasaki

The tool "racks" mount to the vehicle bed using adjustable metal brackets, custom designed for each application.



Quick Release Kit

Allows the toolbar to be removed from the ROPS brackets in seconds without tools. For when using the backhoe or certain 3-point hitch mounted implements, as required.



Tool Boxes (XL) & (M)

Plastic storage container with an internal tote tray and 10 gauge steel support brackets.

X-Large – Rated for 60 lbs.
Medium – Rated for 30 lbs.



Tool Rack

Mounts Vertical or Horizontal

Rated for 40 lbs. and capable of holding up to (4) long handle tools at a time with (8) rubber clamps.



Tool Basket

Open-top basket for carrying tools, hitch pins, chains, etc. Rated for 65 lbs.

Incorporated grab handles.



Chainsaw Mount

Holds chainsaws with bar lengths from 14" to 24." The "scabbard" style mount features 10-gauge steel with high-strength polyethylene for added protection of the bar and chain.



Fuel Can Holder

The fuel can holder features an all-steel tray and cam buckle strap with E-track fittings that have multiple locking positions to accommodate fuel and oil cans of different sizes and shapes.



5 Gallon Bucket Holder

Useful for picking up and storing yard debris, trash, and other items encountered when mowing and landscaping.



Beverage Cooler Holder

Cam buckle strap with multiple E-track locking positions for various cooler sizes, holds cooler securely in place. Two built-in cup holders.



▶ ▶ ROPS-MOUNT ALUMINUM CANOPY

Toolless removal to fit in garage | Fully adjustable angle plus or minus 35°

- Lightweight aluminum cover – weighs less than 30lbs
- Integrated handles – quick release latches
- Easily installs in 30 minutes
- Cover available in Textured Black, Charcoal Gray, Green, Red, White or Orange
- Reversible – rear facing for backhoe operation
- Adjustable positioning – fits angled or straight ROPS
- Canopy top adjusts 6" forward or aft
- Made in the U.S.



ROPS-MOUNT CANOPY FAN



Add the cooling breeze of a 3-speed fan to the Advantage Series Universal ROPS-mount canopy. Fan mounts under the canopy and installs in minutes. Overhead console gives easy access to blower speed controls.

Buy additional mount(s) and switch canopy between various tractors and mower combos.

ROPS-MOUNT DIRECTIONAL WORK LIGHTS

Made in the USA



Enlighten Your Tractor!

Elite directional LED work light kit.

Innovative design allows each light to freely rotate around its horizontal axis. Rocker switch on each light allows them to operate independently.

Directional work lights adjust left, right, forward or rearward - whatever suits your needs. All without tools!

Two Kits Available:

- Round ROPS
- Square & Rectangular ROPS

Sold in pairs.



14.



Pull outwards on grab handle to disengage locking feature



Rotate up to 360°



Gently release grab handle to reengage locking feature



Photo: Crystal Ayn Hagberg



HORSE BLINDERS

Artillian horse blinders protect the operator from blinding light from ROPS- or fender-mount work lights. Simple inexpensive solution they install in minutes and resist damage from bushes, tree branches, etc.

11.

ARTILLIAN 60 & 72" HYDRAULIC ANGLING PLOW

Plow Kit Includes:

- Steel Moldboard Assembly
- 1/4 Inch Steel Cutting Edge
- A-Frame Assembly
- Mounting Frame
- Plow Trip Frame
- 2 Hydraulic Cylinders
- Hydraulic Hose Assembly
- A-Frame Pinch Guard
- Cross-Over Relief Valve Block


In addition you need an Artillian hydraulic diverter kit or an Artillian extension hose kit (or 3rd function from the manufacturer).

Artillian pallet fork frame and diverter kit are required (sold separately).

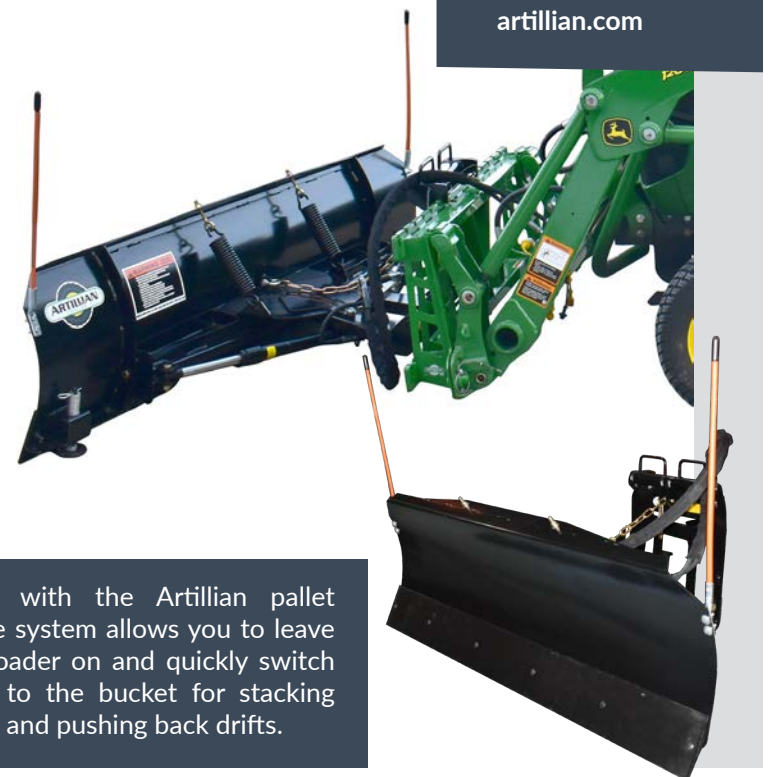


visit
artillian.com

ADDITIONAL ATTACHMENTS (SOLD SEPARATELY)



12.



Used with the Artillian pallet frame system allows you to leave the loader on and quickly switch back to the bucket for stacking snow and pushing back drifts.

16" & 24" FRONT-HOE | STUMP BUCKETS

Does many jobs of a rear backhoe for a fraction of the cost.

All hardware is included

Uses include digging, planting, trenching, excavating, hauling objects (such as boulders), grading, rooting and scouring, among many others.

No need to lift it to mount – use the pallet fork frame

No assembly required



Mounts in 4 Position:

Center | Offset Left | Offset Right | Upside Down

FRONT TEETH UPGRADE KIT, RIPPER, HEAVY DUTY



Serrated teeth and side gussets are very sharp for slicing, cutting, and tearing through tough roots, while helping to prevent bending from side loads. Backer plate incorporated into weldment construction for added strength and to ease installation.

FRONT TEETH UPGRADE KIT, RIPPER



Ripper Style Front Teeth for ripping through roots and loosening compacted soil. Extremely sharp serrated teeth! Backer plate incorporated into weldment construction for added strength and to ease installation.

FRONT TEETH UPGRADE KIT, HEAVY DUTY



Heavy Duty Front Teeth with welded reinforcements to prevent bending. Reinforcement plates taper down to a sharp point for tearing out roots or trenching in rocky areas.

FRONT TEETH UPGRADE KIT, SMOOTH, 3/8"



A flat, smooth cutting edge for digging in sand and soft ground. Helps to clear debris from the bottom of holes. Beveled front edge for penetrating the soil. Great for trenching!

STORAGE CARTS, FEET & TROLLEYS

visit
artillian.com



FORK-N-BUCKET CART

These massive carts provide stable portable storage for both your pallet forks and your loader bucket. And it doesn't matter if your bucket has a tooth bar or a smooth cutting edge. This cart will handle them both.



BALLAST BOX TROLLEY

The Ballast Box Trolley is designed to keep the heavy John Deere Ballast Box low to the ground for safety when rolling. It also provides a smooth-rolling true 1000 lbs. of capacity. As a bonus, it adds another 50 lbs. of ballast to your tractor.



BACKHOE TURF FEET

The factory stabilizer feet for the 7 and 46 backhoes are fine for hard packed soil but they have no business being used on turf or other finished surfaces, such as asphalt. These are much improved stabilizer feet for landscaping work.



3" PALLET FORK CASTER CART

Maximum fork tine dimensions: 3-1/4 inch wide x 1-3/4 inch thick

500 lbs. weight capacity



BACKHOE TURF FEET STREET PADS

Street pads install on Artillian Backhoe Turf Feet for the 7 and 46 backhoes, adding stability on finished surfaces such as asphalt or pavement.



4" PALLET FORK CASTER CART

Maximum fork tine dimensions: 4-1/4 inch wide x 1-3/4 inch thick

500 lbs. weight capacity

ADAPTERS & JOHN DEERE 54 ACCESSORIES

2" HITCH ADAPTER

For attaching trailer ball mounts, bale spears, shackles, winches or any number of other 2" hitch-compatible tools to the front of your tractor.



3-POINT QUICK HITCH ADAPTER

Use your 3-point hitch attachments on your front-end loader. Perfect tool for landscaping with your rake, blade, cultivators, scarifiers, booms, etc.

*For John Deere Only



COMPACT HITCH ADAPTER FOR JD QUIK-TATCH HITCH/54 BLADE



Compact Tractors – the Deere Front Quik-Tatch Hitch for the 2320, 2520, 2720, 2025r (~2018), 2032r, 4100, 4010, 4110 & 4115 Tractors.

SUBCOMPACT HITCH ADAPTER FOR JD QUIK-TATCH HITCH/54 BLADE



Sub Compact tractors – the John Deere Front Quik-Tatch Hitch for the 1023e, 1025r, 1026r, 2025r (2018+), 2210 & 2305 tractors.

EXTENSION HOSE KIT FOR THE JD 54 BLADE

When using an Artillian 54 Blade Adapter, extension hoses or one of our hydraulic diverter kits is needed to operate your plow's angling cylinder.



EXTENSION WINGS FOR THE JD 54 BLADE

Extension wings widen the John Deere 54 Blade to 66". Added width covers the tractor footprint when blade is fully angled.

Artillian Extension Wings are made of rubber instead of steel to prevent damage to your tractor.



REINFORCED RUBBER CUTTING EDGE FOR THE JD 54 BLADE

Great for cleaning uneven surfaces such as heaved asphalt or delicate surfaces such as grass, compacted gravel, etc. Conforms to surfaces with increased tolerance to abrasion.





A Division of Curtis Industries

70 Hartwell Street
West Boylston, MA 01583
508.459.4394
sales@artillian.com
www.artillian.com

Warning: To prevent injury or damage, always read and follow the guidelines and recommendations included in the Artillian Installation Manual.

WORK SAFE.

Always operate and service the vehicles according to the manufacturer's guidelines.

All brand names are trademarked by their respective companies. Artillian/Curtis Industries and its products are not endorsed or affiliated with any of these companies.